

# ACROVYN® PANELS

Acrovyn Sheet can be easily applied to a fire rated board to produce a panel. Use Acrovyn Wall Protection Panels to combine unique design with high impact protection requirements for flat surfaces. With a range of colours and panel thicknesses, there is an ideal solution for all projects, large or small.



## Permanent Adhesive Panel System

- Acrovyn Wall Protection Panels comprise impact resistant Acrovyn Sheet laminated to a 9 or 12mm thick fire rated board
- Custom sizes for panels (maximum size 2400 x 1200mm)
- Square edge panels wrapped on two sides
- Suitable for cutting to size on site
- Available in full range of colours including Faux Wood and Faux Metal Finishes
- Fire rated
- Easy installation using construction adhesive
- Panels can be either butt jointed or sealed using mastic in contrasting or matching colour

For further technical information, please refer to page 17.

# ACROVYN® PANELS – SITEWORK

## Permanent Adhesive Panel System

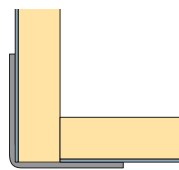
- Decide on orientation and layout of panels
- Maximum available panel size – 2400 x 1200mm
- Panels can be cut to size on site with a circular saw with carbide toothed blade
- Always work and measure from the centre of the wall or obvious architectural feature
- Panel colour (page 6) must be specified at the time of ordering
- Remember – cut edges always need to be protected by trims. The following trim options are available for 10mm thick panels:
  - Panel top/side edge trim
  - Panel to panel trim
  - External corner cover trim

Trims are available in Pearl Grey or Mission White

- Check panels for any transit damage
- Panels should be stored flat and in dry conditions
- Before installation ensure substrate is sound and clean
- Mount panels with high build construction adhesive and prop until fully adhered
- Installation instructions are available on request



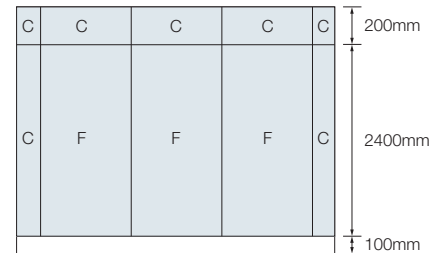
Panel top/side edge trim



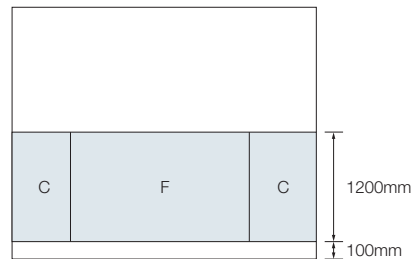
External corner cover trim



Panel to panel trim



Typical full height wall layout



Typical dado height layout


F = full size panels (2400 x 1200mm)  
C = field cut panels

### Acrovyn Panels - Dos and Don'ts


- Do make sure materials are kept flat, clean and in a dry area before and during acclimatisation. Panels should be well supported and stored temperature should be a minimum 10°C and a maximum of 38°C
- Do not store or stand panels on end
- Do maintain panel orientation throughout the entire installation
- Do wipe the wall and the back of the panel with a clean, damp cloth before installation, to remove any dust and dirt
- Do not use abrasive scourers, steel wool or other abrasive cleaning materials on Acrovyn Panels

# COLOURS

## Solid Colours




9003 Snow White



933 Mission White



100 Eggshell



26 Taupe



105 Mocha



193 Gingerspice



24 Dove



101 French Cream



14 Mimosa




16 Harvest Gold




17 Sherbet




2012 Salmon



801 Grey Cloud



136 Pearl Grey



162 Charcoal



663 Violet



520 Imperial Purple




845 Spectrum Red



11 Alpine Blue



111 Wedgewood Blue



112 Pacific Blue



12 Cobalt



25 Storm



966 Burgundy



10 Mint Green



879 Dusty Jade



6033 Mint Turquoise



967 Hunter Green



129 Yale Blue



108 Black

## Faux Wood



372 Classic Maple



377 American Beech



373 Amber Cherry



375 Autumn Maple



381 Figured Anigre

## Faux Metal



410 Brushed Silver

Semi-standard colours denoted by missing corner 

Due to the limitations of the printing process, actual colours may vary from printed version. Samples of all colours are available upon request on +44 (0)1296 652800.