

ACROVYN® SHEET APPLICATIONS

Through colour sheet, which you can cut, form and shape

Features and benefits

- Acrovyn Sheet is available in a choice of thicknesses and colours
- Durable, robust wall covering which will resist impact damage
- Offers the designer the opportunity to create striking patterns which can be both functional and fun
- Integrally through-coloured and homogeneous in its composition
- Totally impervious surface and will resist most stains and chemicals. Routine cleaning will keep the sheet surface looking new and fresh for years
- Provides Approved Document M compliant wall and door protection via tonal contrast
- Acrovyn Hydroclad Sheet with smooth finish provides an aseptic surface



cut it...

Easily cut Acrovyn to suit height requirements, feature rebates and designs.



form it...

Thermoform Acrovyn to form bespoke protective sections for door edges, frames, desks and column casings.



shape it...

Custom shape Acrovyn to specific design requirements from wavy edged door plates to decorative patterns to protect feature walls.

ACROVYN® SHEET APPLICATIONS

...imagine it, make it!

Acrovyn Sheet can provide an impact resistant surface finish for many different situations, as it can be easily formed or moulded, before being adhered to a variety of substrates.

An Acrovyn column casing, reception desk facing or decorative wall covering plus many more applications are all possible with Acrovyn Sheet imagine it, make it!

Creating a bespoke solution for your project is always possible with the wide range of finish options and colours, including the new Faux Wood and Faux Metal Finishes.

For hygienic and clinical environments Acrovyn Hydroclad is the ideal smooth surface solution.



Product range, dimensions and finishes**Textured Acrovyn Sheet**

Sheet thickness (mm)	Finish/texture	Sheet size (mm)	Available colours
1	Pebblette	2440* x 1220*	Solid Acrovyn colours (page 6)
1	Suede	2440* x 1220*	Faux Wood and Faux Metal Finishes (page 6)
1.5	Suede	2440* x 1220*	Faux Wood and Faux Metal Finishes (page 6)
2	Pebblette	2440* x 1220*	Solid Acrovyn colours (page 6)

Smooth Acrovyn Hydroclad Sheet

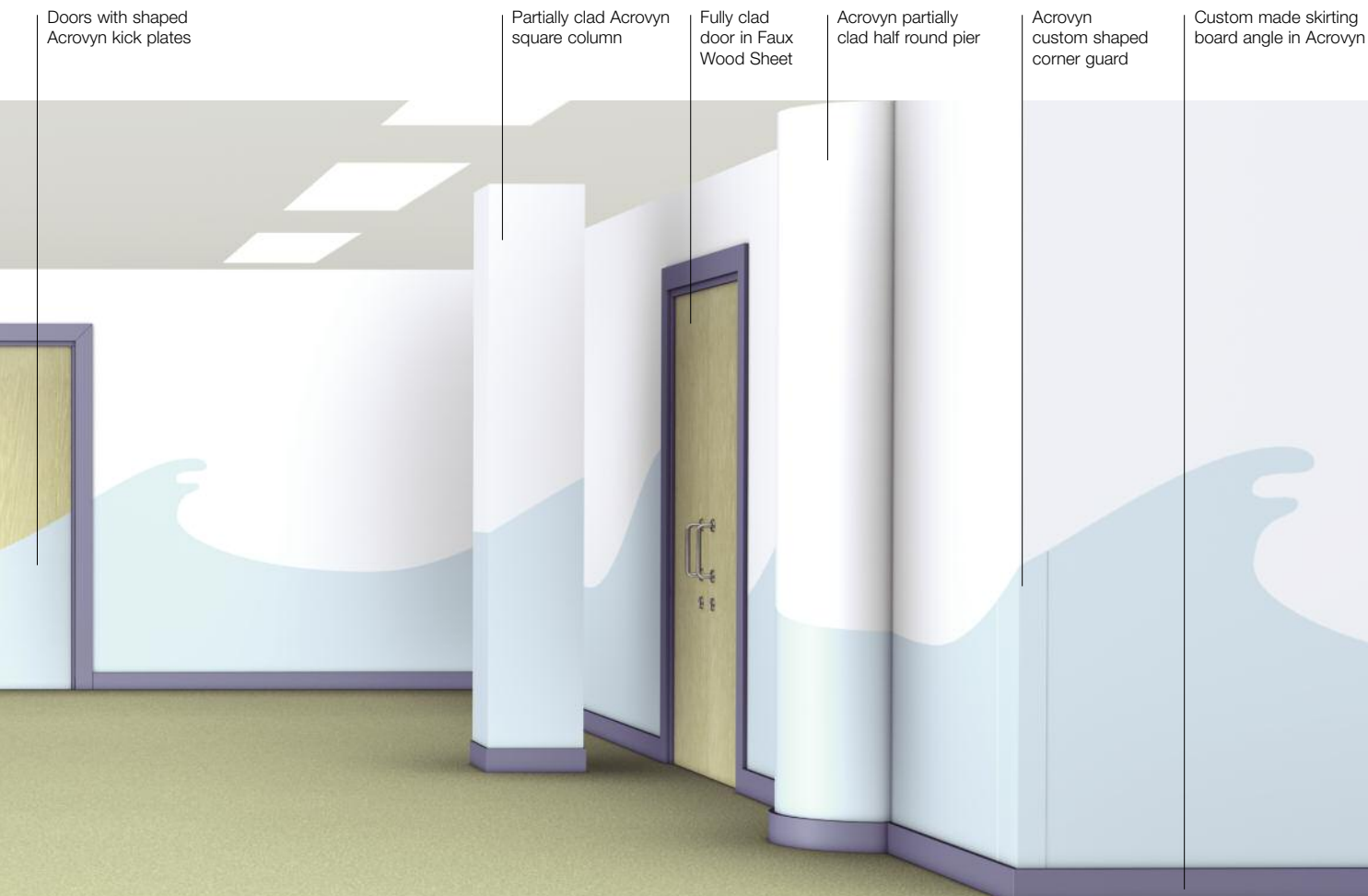
Sheet thickness (mm)	Finish/texture	Sheet size (mm)	Available colours
2	Smooth	2440* x 1220*	White as standard, other colours available, subject to minimum quantities

Acrovyn Skirting

Skirting type	Finish/texture	Standard size (mm)	Available colours
Acrovyn 'plinth' 2mm thick for vinyl flooring applications	Pebblette	3680 x 100	100 Eggshell, 136 Pearl Grey, 162 Charcoal, 101 French Cream, 111 Wedgewood Blue, 105 Mocha
Custom made skirting board angle	Pebblette/Suede	Customer defined from 1.5 or 2mm Sheet	Please refer to table above - 1.5 and 2mm Acrovyn Sheet colours


* custom sizes within given dimensions are available, please contact us for details

For further information please refer to technical pages 16-17.




COLOURS

Solid Colours




9003 Snow White



933 Mission White



100 Eggshell



26 Taupe



105 Mocha



193 Gingerspice



24 Dove



101 French Cream



14 Mimosa




16 Harvest Gold



17 Sherbet




2012 Salmon



801 Grey Cloud



136 Pearl Grey



162 Charcoal



663 Violet



520 Imperial Purple




845 Spectrum Red



11 Alpine Blue



111 Wedgewood Blue



112 Pacific Blue



12 Cobalt



25 Storm



966 Burgundy



10 Mint Green



879 Dusty Jade



6033 Mint Turquoise



967 Hunter Green



129 Yale Blue



108 Black

Faux Wood



372 Classic Maple



377 American Beech



373 Amber Cherry



375 Autumn Maple



381 Figured Anigre



410 Brushed Silver

Faux Metal

Semi-standard colours denoted by missing corner 

Due to the limitations of the printing process, actual colours may vary from printed version. Samples of all colours are available upon request on +44 (0)1296 652800.

TECHNICAL INFORMATION

WORKING WITH ACROVYN® SHEET ON SITE

Acrovyn Sheet is easy to handle and prepare on site. Care and attention to the following guidelines will assist you in producing a first-class finish to your project.

Handling and acclimatisation

- Store unused sheet flat
- Acclimatise sheet in installation environment (or similar temperature) for min. 24 hours prior to commencement of works

Preparation of surfaces

- Surfaces should be clean, smooth, dry, free of dust, grease or other foreign matter
- Porous wall surfaces should be sealed using a suitable primer/sealer e.g. thinned adhesive solution

Adhesives

- Test proposed adhesive with existing surface finish to ensure an optimum bond can be created. We recommend that the test area should be left for 24 hours
- C/S recommend the use of a contact adhesive such as Fastbond 10, Fastbond 30 and Grabfast*, which can be ordered direct from our factory

Cutting

- 2mm sheet can be cut with a fine toothed hacksaw, or scored several times with a craft knife against a straight edge then simply snapped away
- 0.71mm sheet can be cut with a sharp pair of scissors or a craft knife

Jointing options

- **Vinyl welded joints** can be achieved for butt jointed Acrovyn sheet. An even gap of 2mm must be allowed between sheets to facilitate the weld
- **C/S Mastic**, colour matched to all Acrovyn colours, is available for fast and easy installation. An even gap must be allowed between sheets, to facilitate mastic application
- **Vertical joint trims** and **edge trims** are available. Please contact our Customer Service Team for details

Thermoforming

- C/S Acrovyn Sheet can be thermoformed on site. For full instructions please contact us on +44 (0)1296 652800.

General installation notes – Dos and Don'ts

- Do maintain the same 'sheet orientation' throughout the complete application
- Do allow a movement gap between sheets and at edges for thermal movement at a rate of 0.07 mm/m for each °C rise or fall. A 2mm gap will normally suffice
- Do not thin the adhesive with water or solvent
- Do not use abrasive scourers, steel wool or other abrasive cleaning materials on Acrovyn Sheet

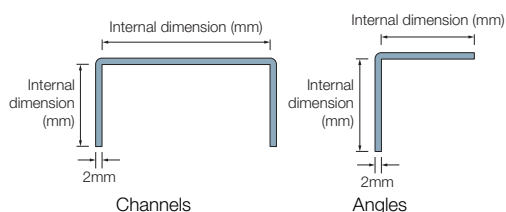
*Fastbond is the registered Trade Mark of 3M™ and Grabfast is a trade name of Gemini Adhesives Ltd

HOW TO ORDER FORMED ACROVYN® SHEET

C/S can thermoform 2mm thick Acrovyn Sheet either by line bending or forming around tools supplied within the following parameters.

Line Bending

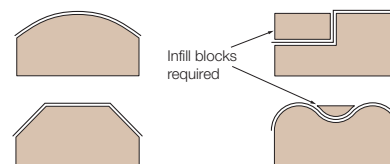
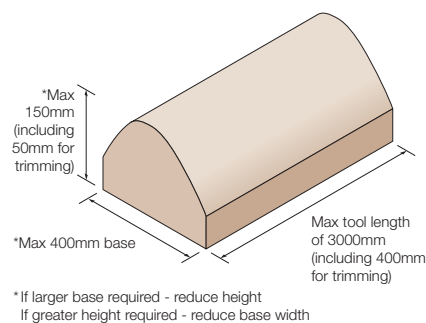
- Suitable for basic channels and angles
- No tool required
- Finished bend achieved is pencil round on outside bends
- Please supply internal dimensions, allowing for 2mm Acrovyn Sheet thickness for your external required dimension



Thermoforming

- A suitable tool is required in blemish free MDF or hardwood material
- Tools should be supplied to internal dimensions of required finished product but oversized to allow an extra 50mm per edge and ideally 400mm in length for trimming (minimum 200mm)

Please contact the Customer Service Team on +44 (0)1296 652800 for comprehensive Data Sheets.



Typical shapes which can be achieved using thermoforming