

# GASKETED FLOOR JOINT COVERS

JOINTS TO 50MM – MOVEMENT UP TO ±10MM




Brislington Enterprise College, Bristol

- Surface mounted floor joint covers
- Easy to clean, ideal for areas where hygiene is important
- Replaceable gaskets
- Simple installation, no blockout required
- Interior applications only
- Suitable for most floor finishes
- Multi-directional movement
- Retrofit applications

## How it works

Single gasket expands and contracts during movement and is held in position by the aluminium side frames.






Models for 50mm wide joints include aluminium centre plate for added durability and support beneath the gasket.




## GFS series – Standard duty

The easy to install surface mounted joint covers incorporating a single gasket.

### Floor to floor covers

Model	Joint width (mm)	Exposed surface (mm)	Movement ± (mm)		
					
GFS-80	20	105	±3	±1	±1
GFS-100	25	111	±5	±3	±2
GFS-200	50	129	±10	±3	±3

### Floor to wall covers

Model	Joint width (mm)	Exposed surface (mm)	Movement ± (mm)		
					
GFSW-80	20	62	±3	±1	±1
GFSW-100	25	67	±5	±3	±2
GFSW-200	50	90	±10	±3	±3

### Colours and finishes

Aluminium sections are clear anodised as standard. C/S TPR Gasket is available in four standard colours<sup>‡</sup>. Other colours can be supplied subject to minimum quantity.

### Load capability

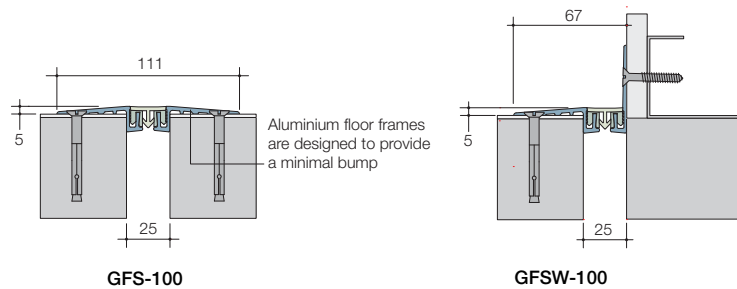
250kg point load.

### Accessories

Optional Fire Barriers, Moisture Barriers and Acoustic Barriers, see p.44-45 for details.

### Complementary wall/ceiling joint covers




FGFS(C) series p.27






## GFPS series – Standard duty

Surface mounted joint covers featuring exposed aluminium frames which are recessed to take a 5mm thick carpet or vinyl floor finish.

### Floor to floor covers

Model	Joint width (mm)	Exposed surface (mm)	Movement ± (mm)		
					
GFPS-80	20	23	±3	±1	±1
GFPS-100	25	30	±5	±3	±2
GFPS-200	50	48	±10	±3	±3

### Floor to wall covers

Model	Joint width (mm)	Exposed surface (mm)	Movement ± (mm)		
					
GFPSW-80	20	22	±3	±1	±1
GFPSW-100	25	28	±5	±3	±2
GFPSW-200	50	48	±10	±3	±3

### Colours and finishes

Aluminium sections are mill finished as standard, except for exposed wall frames, which are supplied clear anodised. C/S TPR Gasket is available in four standard colours<sup>‡</sup>. Other colours can be supplied subject to minimum quantity.

### Load capability

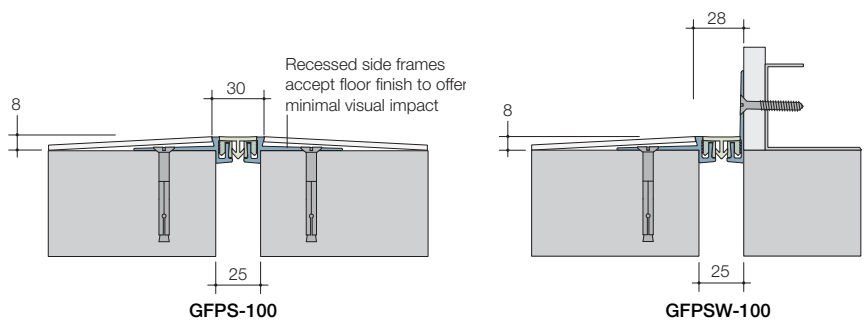
250kg point load.

### Accessories

Optional Fire Barriers, Moisture Barriers and Acoustic Barriers, see p.44-45 for details.

### Complementary wall/ceiling joint covers

FWF(C) series p.27



<sup>‡</sup>Standard TPR Gasket Colours

Black

White

Grey

Greige

# GASKETED FLOOR JOINT COVERS

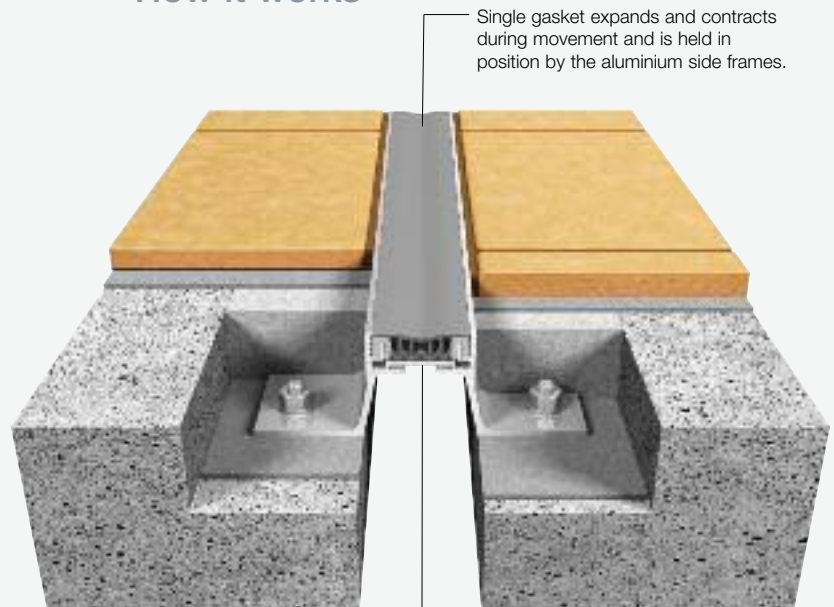
JOINTS TO 50MM – MOVEMENT UP TO ±10MM



Walsall Hospital, Walsall

- Small, recess mounted interior joint covers with minimal visual impact
- Easy to clean, ideal for areas where hygiene is important
- Replaceable gaskets
- Suitable for most floor finishes. Frame depth and configuration is variable to suit selected finish
- Brass and stainless steel options available
- Interior use only
- Multi-directional movement

## How it works






Models for 50mm wide joints include aluminium centre plate for added durability and support beneath the gasket.

## GFT series - Standard duty




The standard embedded joint covers for floor joints up to 50mm wide, available in four frame depths. Can be fitted flush to the floor screed or left proud to butt up to a carpet or vinyl finish.

### Floor to floor covers

Model	Joint width (mm)	Frame depth (mm)	Exposed surface (mm)	Minimum recess required (mm)		Movement ± (mm)		
				Depth*	Width			
GFT-100/25	25	25	30	30	135	±5	±3	±2
GFT-100/38	25	38	32	43	137	±5	±3	±2
GFT-100/50	25	51	32	56	137	±5	±3	±2
GFT-100/75	25	75	32	80	137	±5	±3	±2
GFT-200/25	50	25	47	30	158	±10	±3	±3
GFT-200/38	50	38	48	43	158	±10	±3	±3
GFT-200/50	50	51	48	56	158	±10	±3	±3
GFT-200/75	50	75	48	80	158	±10	±3	±3

\* From FFL

### Floor to wall covers

Model	Joint width (mm)	Frame depth (mm)	Exposed surface (mm)	Minimum recess required (mm)		Movement ± (mm)		
				Depth*	Width			
GFTW-100/25	25	25	28	30	80	±5	±3	±2
GFTW-100/38	25	38	29	43	82	±5	±3	±2
GFTW-100/50	25	51	29	56	82	±5	±3	±2
GFTW-100/75	25	75	29	80	82	±5	±3	±2
GFTW-200/25	50	25	48	30	103	±10	±3	±3
GFTW-200/38	50	38	48	43	104	±10	±3	±3
GFTW-200/50	50	51	48	56	104	±10	±3	±3
GFTW-200/75	50	75	48	80	104	±10	±3	±3

### Colours and finishes

Aluminium sections are mill finished as standard, except for exposed wall frames, which are supplied with clear anodised finish. C/S TPR Gasket is available in four standard colours<sup>‡</sup>. Other colours can be supplied subject to minimum quantity.

### Load capability

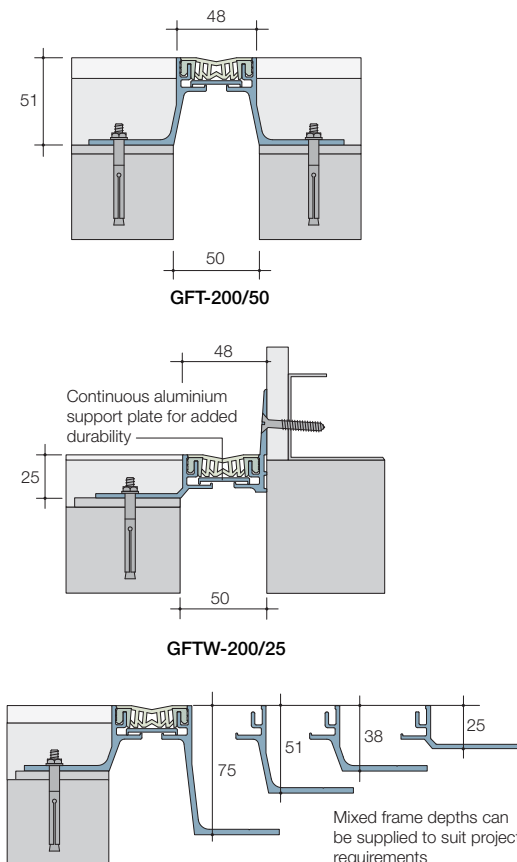
250kg point load.

### Accessories

Optional Fire Barriers, Moisture Barriers and Acoustic Barriers, see p.44-45 for details.

### Complementary wall/ceiling joint covers

FWF(C) and FWFP(C) series p.27



<sup>‡</sup>Standard TPR Gasket Colours

Black

White




Grey

Greige

## GFT-B series – Standard duty




Recess mounted joint covers comprising brass capped aluminium frames and a C/S TPR Gasket.

### Floor to floor covers

Model	Joint width	Frame depth	Exposed surface	Minimum recess required (mm)		Movement ± (mm)		
	(mm)	(mm)	(mm)	Depth*	Width			
GFT-100/50B	25	51	34	56	137	±5	±3	±2
GFT-200/50B	50	51	54	56	209	±10	±3	±3

\* From FFL

### Floor to wall covers

Model	Joint width	Frame depth	Exposed surface	Minimum recess required (mm)		Movement ± (mm)		
	(mm)	(mm)	(mm)	Depth*	Width			
GFTW-100/50B	25	51	30	56	81	±5	±3	±2
GFTW-200/50B	50	51	52	56	130	±10	±3	±3

### Colours and finishes

Aluminium floor frames are mill finished as standard and supplied with a brass frame cap. Wall frames are supplied with clear anodised finish.

C/S TPR Gasket is available in four standard colours<sup>‡</sup>.

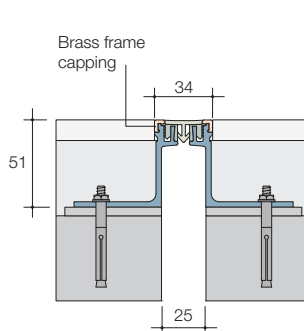
Other colours can be supplied subject to minimum quantity.

### Load capability

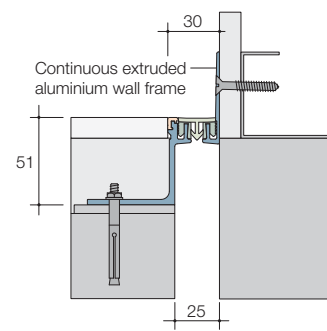
250kg point load.

### Accessories

Optional Fire Barriers, Moisture Barrier and Acoustic Barriers, see p.44-45 for details.



GFT-100/50B






GFTW-100/50B

## GFT-SS series – Standard duty




Recess mounted joint covers comprising aluminium frames with a stainless steel frame capping and a C/S TPR Gasket.

### Floor to floor covers

Model	Joint width	Frame depth	Exposed surface	Minimum recess required (mm)		Movement ± (mm)		
	(mm)	(mm)	(mm)	Depth*	Width			
GFT-100/50SS	25	51	34	56	137	±5	±3	±2
GFT-200/50SS	50	51	53	56	158	±10	±3	±3

\* From FFL

### Floor to wall covers

Model	Joint width	Frame depth	Exposed surface	Minimum recess required (mm)		Movement ± (mm)		
	(mm)	(mm)	(mm)	Depth*	Width			
GFTW-100/50SS	25	51	30	56	82	±5	±3	±2
GFTW-200/50SS	50	51	52	56	104	±10	±3	±3

### Colours and finishes

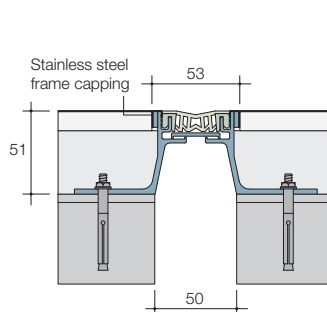
Aluminium floor frames are mill finished as standard and supplied with a stainless steel frame capping. Wall frames are supplied with clear anodised finish. C/S TPR Gasket is available in four standard colours<sup>‡</sup>. Other gasket colours can be supplied subject to minimum quantity.

### Load capability

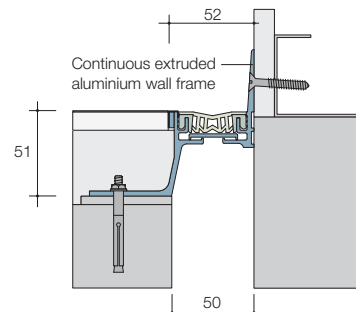
250kg point load.

### Accessories

Optional Fire Barriers, Moisture Barrier and Acoustic Barriers, see p.44-45 for details.



GFT-200/50SS



GFTW-200/50SS

<sup>‡</sup>Standard TPR Gasket Colours

Black

White

Grey

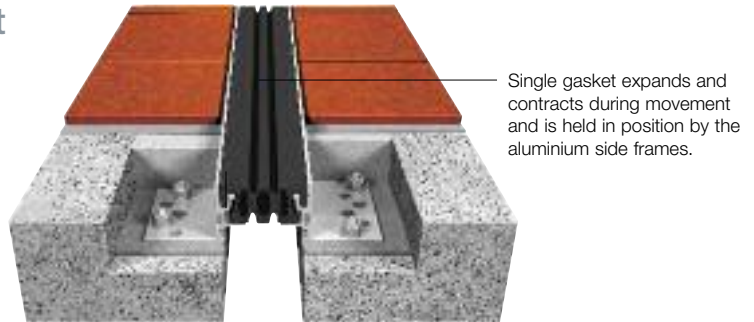
Greige

# GASKETED FLOOR JOINT COVERS - HEAVY DUTY

## JOINTS TO 55MM – MOVEMENT UP TO ±15MM

- Robust construction
- Applications where heavy wheeled equipment is to be used
- Interior or exterior use
- Replaceable gaskets

### How it works



### RLO series – Heavy duty

Heavy duty surface mounted joint covers comprising aluminium side frames and a flexible and robust PVC gasket.

#### Floor to floor covers

Model	Joint width (mm)	Exposed surface (mm)	Movement ± (mm)		
RLO-200/31	55	210	±15	±15	±5

#### Floor to wall covers

Model	Joint width (mm)	Exposed surface (mm)	Movement ± (mm)		
RLOW-200/31	55	130	±15	±15	±5

#### Colours and finishes

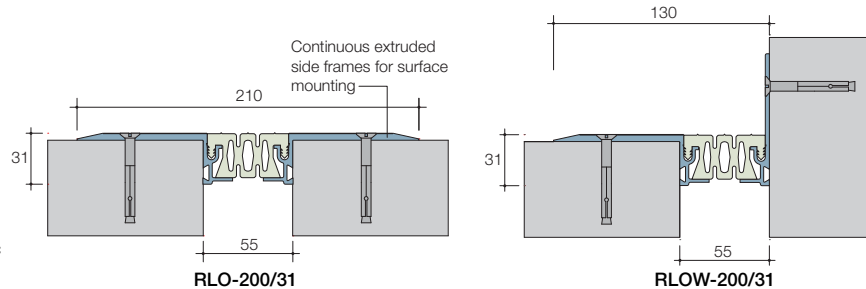
Aluminium sections are mill finished as standard. PVC gaskets are available in Black and Grey as standard.

#### Load capability

1000kg point load.

#### Accessories

Optional Fire Barriers, Moisture Barriers and Acoustic Barriers, see p.44-45 for details.



### HO and HO-SS series – Heavy duty

Heavy duty recess mounted joints covers comprising aluminium side frames and a flexible and robust PVC gasket.

HO-SS models are supplied with a stainless steel capping on floor side frames.

#### Floor to floor covers

Model	Joint width (mm)	Exposed surface (mm)	Minimum recess required (mm)		Movement ± (mm)		
			Depth*	Width			
HO-200/40	50	55	45	155	±15	±15	±5
HO-200/40SS	50	61	45	155	±15	±15	±5

#### Floor to wall covers

Model	Joint width (mm)	Exposed surface (mm)	Minimum recess required (mm)		Movement ± (mm)		
			Depth*	Width			
HOW-200/40	50	55	45	105	±15	±15	±5
HOW-200/40SS	50	58	45	105	±15	±15	±5

\* From FFL

#### Colours and finishes

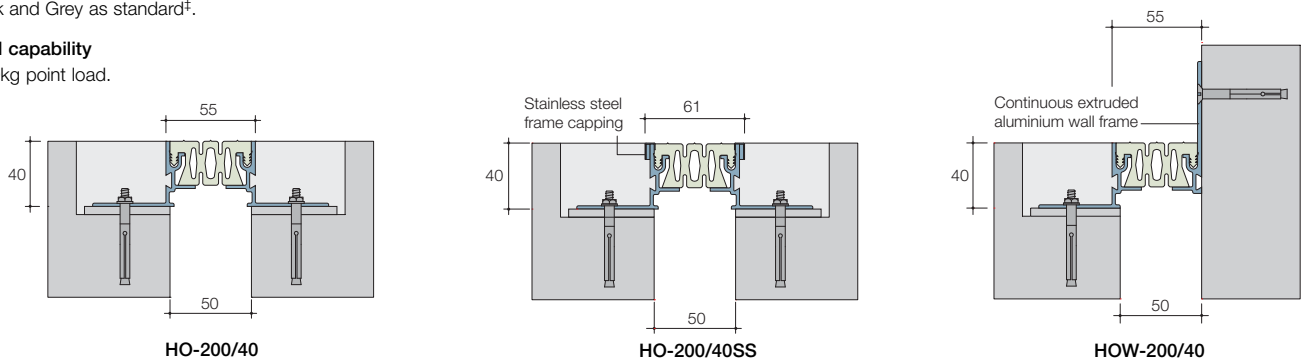
Aluminium sections are mill finished as standard. Stainless steel capping is supplied dull polished. PVC gaskets are available in Black and Grey as standard<sup>‡</sup>.

#### Load capability

1000kg point load.

#### Accessories

Optional Fire Barriers, Moisture Barriers and Acoustic Barriers, see p.44-45 for details.



<sup>‡</sup>Standard PVC Gasket Colours

Black

Grey

# GASKETED FLOOR JOINT COVERS

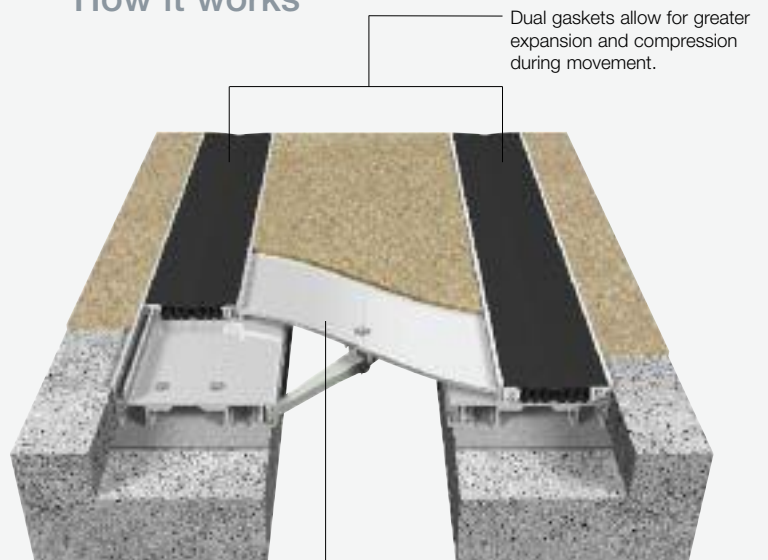
JOINTS TO 135MM – MOVEMENT UP TO ±38MM



John Radcliffe Hospital, Oxford

- Recess mounted joint covers offering flush floor finish
- Suitable for applications with larger movement requirements
- Easy to clean, ideal for areas where hygiene is important
- Replaceable gaskets
- Multi-directional movement
- Choice of frame depths
- Heavy duty versions available
- Recessed centre plate options accept surrounding floor materials for maximum concealment

## How it works






Dual gaskets allow for greater expansion and compression during movement.

Durable aluminium plate spans joint opening and turnbar assembly ensures that the plate remains centred and in place throughout the movement cycle.

## DGTP & GTP series – Standard duty




Floor covers with flush aluminium centre plate and dual C/S TPR gasket. Models incorporating 30mm deep side frames can be installed over joints with varying widths. Shallower, 16mm deep versions, require a consistent joint width along their length.

### Floor to floor covers

Model	Joint width range (mm)	Frame depth (mm)	Exposed surface (mm)	Minimum recess required (mm)		Movement ± (mm)		
				Depth*	Width			
DGTP-200	35-58	30	165	35	175	±20	±8	±6
DGTP-300	53-85	30	254	35	264	±38	±12	±8
DGTP-400	53-110	30	279	35	289	±38	±15	±8
GTP-200	50	16	165	21	175	±20	±8	±6
GTP-300	75	16	253	21	263	±38	±12	±8
GTP-400	100	16	279	21	289	±38	±15	±8

\*From FFL

### Floor to wall covers

Model	Joint width range (mm)	Frame depth (mm)	Exposed surface (mm)	Minimum recess required (mm)		Movement ± (mm)		
				Depth*	Width			
DGTPW-200	10-54	30	108	35	113	±10	±2	±3
DGTPW-300	20-80	30	164	35	169	±19	±3	±4
DGTPW-400	20-105	30	189	35	194	±19	±5	±4
GTPW-200	50	16	107	21	113	±10	±2	±3
GTPW-300	75	16	164	21	169	±19	±3	±4
GTPW-400	100	16	189	21	194	±19	±5	±4

### Colours and finishes

Aluminium sections are mill finished as standard, except for flush centre plates and exposed wall frames, which are supplied in clear anodised finish. C/S TPR Gaskets are available in four standard colours‡. Other colours can be supplied subject to minimum quantity.

### Load capability

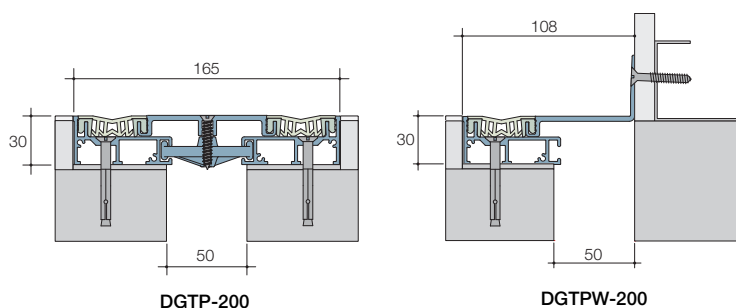
250kg point load.

### Accessories

Optional Fire Barriers, Moisture Barriers and Acoustic Barriers, see p.44-45 for details.

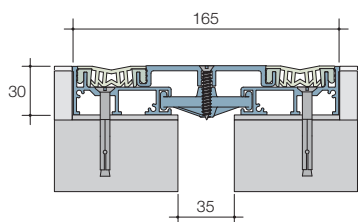
### Complementary wall/ceiling joint covers

GTW(C) series p.29

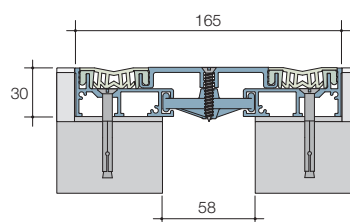


## Installation flexibility

Models where all the workings take place within the frames and above the actual joint opening (for example dual gasketed models featuring 30mm deep frames) can be installed over a range of joint widths, or over uneven joint widths, whilst still maintaining the same movement capability. Technical tables provide minimum and maximum joint width values for these models.



DGTP-200 installed over minimum joint width



DGTP-200 installed over maximum joint width

‡Standard TPR Gasket Colours

Black

White

Grey




Greige

## DGTR & GTR series – Standard duty

Flush floor covers with 3.2mm deep recessed aluminium centre plate to take a vinyl floor, bonded carpet or other insert.

Models incorporating 30mm deep side frames can be installed over joints with varying widths. Shallower, 16mm deep versions, require a consistent joint width along their length.

### Floor to floor covers

Model	Joint width range (mm)	Frame depth (mm)	Exposed surface (mm)	Minimum recess required (mm)		Movement ± (mm)		
				Depth*	Width			
DGTR-200	35-58	30	165	35	175	±20	±8	±6
DGTR-300	53-85	30	254	35	264	±38	±12	±8
DGTR-400	53-110	30	279	35	289	±38	±15	±8
GTR-200	50	16	165	21	175	±20	±8	±6
GTR-300	75	16	254	21	264	±38	±12	±8
GTR-400	100	16	278	21	289	±38	±15	±8

\*From FFL

### Colours and finishes

Aluminium sections are mill finished as standard, except for exposed wall frames, which are supplied in clear anodised finish. C/S TPR Gaskets are available in four standard colours‡. Other colours can be supplied subject to minimum quantity.

### Load capability

250kg point load.




### Accessories

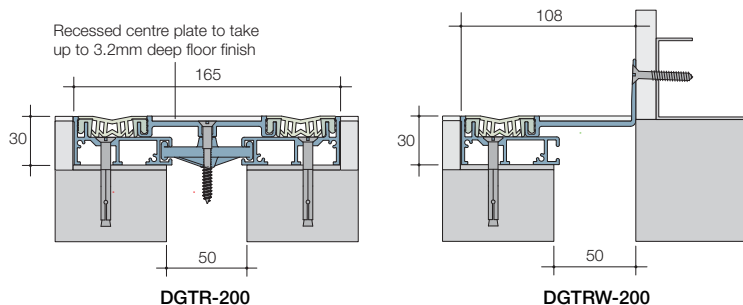
Optional Fire Barriers, Moisture Barriers and Acoustic Barriers, see p.44-45 for details.

### Complementary wall/ceiling joint covers

GTW(C) series p.29

### Floor to wall covers




Model	Joint width range (mm)	Frame depth (mm)	Exposed surface (mm)	Minimum recess required (mm)		Movement ± (mm)		
				Depth*	Width			
DGTRW-200	10-54	30	108	35	113	±10	±2	±3
DGTRW-300	20-80	30	164	35	169	±19	±3	±4
DGTRW-400	20-105	30	189	35	194	±19	±5	±4
GTRW-200	50	16	108	21	113	±10	±2	±3
GTRW-300	75	16	164	21	169	±19	±3	±4
GTRW-400	100	16	189	21	194	±19	±5	±4



## DGTRD & GTRD series – Standard duty

Flush floor covers with a 9.5mm deep recessed aluminium centre plate to take carpet, wood or vinyl flooring (not recommended for brittle finishes). Models incorporating 30mm deep side frames can be installed over joints with varying widths. Shallower, 16mm deep versions, require a consistent joint width along their length.

### Floor to floor covers

Model	Joint width range (mm)	Frame depth (mm)	Exposed surface (mm)	Minimum recess required (mm)		Movement ± (mm)		
				Depth*	Width			
DGTRD-200	35-58	30	165	35	175	±20	±2	±6
DGTRD-300	53-85	30	254	35	264	±38	±3	±8
DGTRD-400	53-110	30	279	35	289	±38	±3	±8
GTRD-200	50	16	165	21	175	±20	±2	±6
GTRD-300	75	16	254	21	264	±38	±3	±8
GTRD-400	100	16	278	21	289	±38	±3	±8

\*From FFL

### Colours and finishes

Aluminium sections are mill finished as standard, except for exposed wall frames, which are supplied in clear anodised finish. C/S TPR Gaskets are available in four standard colours‡. Other colours can be supplied subject to minimum quantity.

### Load capability

250kg point load.




### Accessories

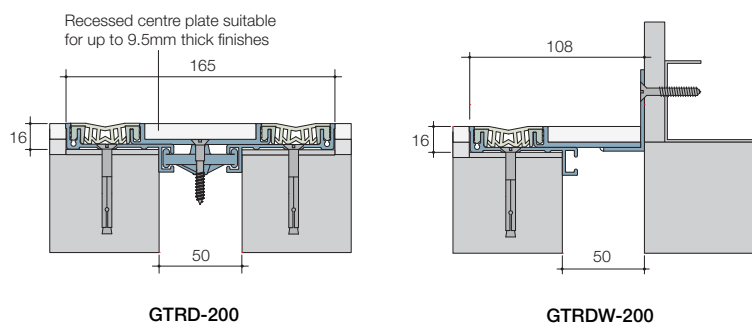
Optional Fire Barriers, Moisture Barriers and Acoustic Barriers, see p.44-45 for details.

### Complementary wall/ceiling joint covers

GTW(C) series p.29

### Floor to wall covers

Model	Joint width range (mm)	Frame depth (mm)	Exposed surface (mm)	Minimum recess required (mm)		Movement ± (mm)		
				Depth*	Width			
DGTRDW-200	10-54	30	108	35	113	±10	±2	±3
DGTRDW-300	20-80	30	165	35	170	±19	±2	±4
DGTRDW-400	20-105	30	190	35	195	±19	±2	±4
GTRDW-200	50	16	108	21	113	±10	±2	±3
GTRDW-300	75	16	165	21	170	±19	±2	±4
GTRDW-400	100	16	190	21	195	±19	±2	±4



‡Standard TPR Gasket Colours

Black

White




Grey

Greige

## DGTP-HD & GTP-HD series – Heavy duty

Heavy duty floor joint covers with a flush centre plate suitable for areas where heavy rolling loads occur. Models incorporating 30mm deep side frames can be installed over joints with varying widths. Shallower, 16mm deep versions, require a consistent joint width along their length.

### Floor to floor covers

Model	Joint width range (mm)	Frame depth (mm)	Exposed surface (mm)	Minimum recess required (mm)		Movement ± (mm)		
				Depth*	Width			
DGTP-200HD	35-58	30	165	35	175	±20	±8	±6
DGTP-300HD	53-85	30	254	35	264	±38	±12	±8
DGTP-400HD	53-110	30	279	35	289	±38	±15	±8
GTP-200HD	50	16	165	21	175	±20	±8	±6
GTP-300HD	75	16	253	21	264	±38	±12	±8
GTP-400HD	100	16	278	21	289	±38	±15	±8

\*From FFL

### Colours and finishes

Aluminium sections are mill finished as standard, except for the flush centre plate which is supplied in clear anodised finish. C/S TPR Gaskets are available in four standard colours‡. Other colours can be supplied subject to minimum quantity.

### Load capability

1000kg point load.




### Accessories

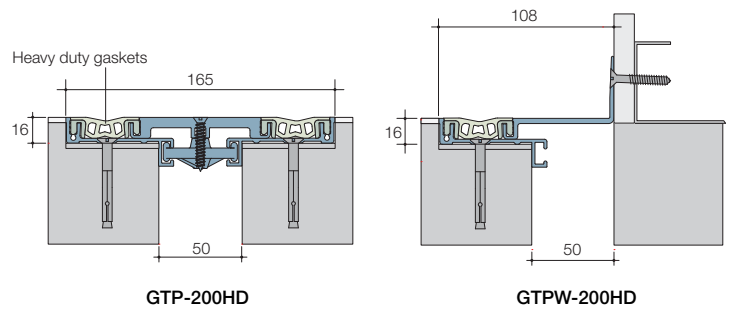
Optional Fire Barriers, Moisture Barriers and Acoustic Barriers, see p.44-45 for details.

### Complementary wall/ceiling joint covers

GTW(C) series p.29

### Floor to wall covers




Model	Joint width range (mm)	Frame depth (mm)	Exposed surface (mm)	Minimum recess required (mm)		Movement ± (mm)		
				Depth*	Width			
DGTPW-200HD	10-54	30	108	35	113	±10	±2	±3
DGTPW-300HD	20-80	30	164	35	169	±19	±3	±4
DGTPW-400HD	20-105	30	189	35	194	±19	±5	±4
GTPW-200HD	50	16	108	21	113	±10	±2	±3
GTPW-300HD	75	16	164	21	169	±19	±3	±4
GTPW-400HD	100	16	189	21	194	±19	±5	±4



## GFTD series – Standard duty

Flush floor covers with an extra deep, 47mm recess in aluminium centre plate to take thick floor tiles, terrazzo or other floor finishes.

### Floor to floor covers

Model	Joint width range (mm)	Frame depth (mm)	Exposed surface (mm)	Minimum recess required (mm)		Movement ± (mm)		
				Depth*	Width			
GFTD-200	25-100	54	270	59	381	±20	±3	±3
GFTD-300	35-135	54	304	59	415	±25	±3	±3

\*From FFL

### Colours and finishes

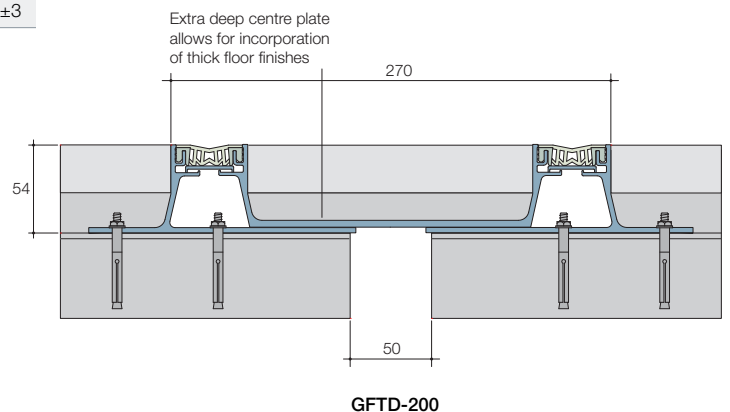
Aluminium sections are mill finished as standard. C/S TPR Gaskets are available in four standard colours‡. Other colours can be supplied subject to minimum quantity.

### Load capability

250kg point load.

### Accessories

Optional Fire Barriers, Moisture Barrier and Acoustic Barriers, see p.44-45 for details.



‡Standard TPR Gasket Colours

Black

White

Grey

Greige