

# METAL FLOOR JOINT COVERS - HEAVY DUTY

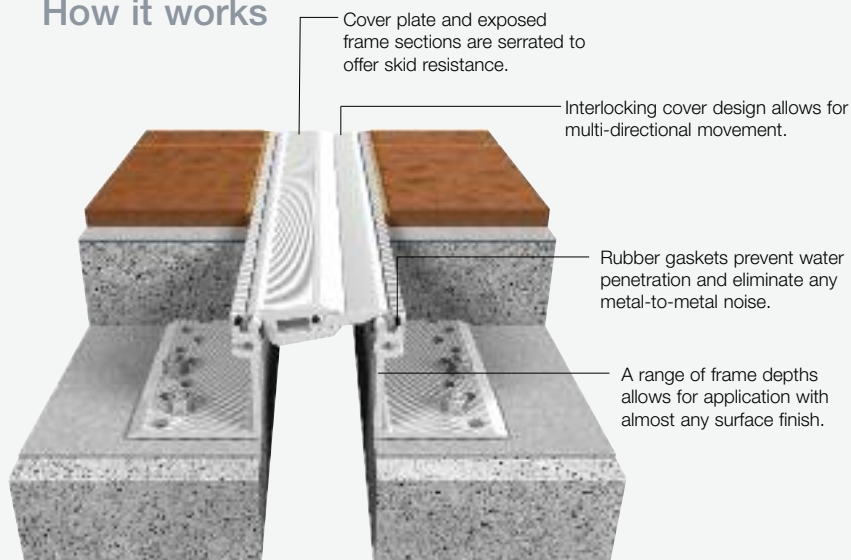
JOINTS TO 133MM – MOVEMENT UP TO +40MM AND –20MM



County Square Shopping Centre, Ashford

- Highly durable covers capable of withstanding heavy rolling loads
- Tamperproof installation with no exposed fasteners
- Surface and recess mounted variants
- Interior or exterior application
- Suitable for most floor finishes
- Low maintenance

## How it works






To facilitate easy installation, factory assembled profiles are supplied to site with transit clips setting the side frames the correct distance apart.

## APF series – Heavy duty

Recess mounted floor joint covers, highly resistant to rolling loads, distortion and wear. Five frame depths are available to suit a variety of situations and they can be mixed and matched if required. Cover plates and exposed frame sections are serrated to provide an anti-slip surface.

### Floor to floor covers

Model	Joint width range (mm)	Frame depth (mm)	Exposed surface (mm)	Minimum recess required		Movement ± (mm)		
				Depth*	Width			
APF-200/25	10-60	25	83	30	193	+20/-10	±6	∞
APF-200/38	10-60	38	84	43	214	+20/-10	±6	∞
APF-200/50	10-60	50	84	55	214	+20/-10	±6	∞
APF-200/75	10-60	75	84	80	214	+20/-10	±6	∞
APF-200/100	10-60	100	84	105	214	+20/-10	±6	∞
APF-300/25	20-85	25	108	30	219	+30/-10	±10	∞
APF-300/38	10-85	38	109	43	239	+30/-10	±10	∞
APF-300/50	10-85	50	109	55	239	+30/-10	±10	∞
APF-300/75	10-85	75	109	80	239	+30/-10	±10	∞
APF-300/100	10-85	100	109	105	239	+30/-10	±10	∞
APF-400/25	35-110	25	133	30	243	+40/-20	±15	∞
APF-400/38	20-110	38	134	43	264	+40/-20	±15	∞
APF-400/50	20-110	50	134	55	264	+40/-20	±15	∞
APF-400/75	20-110	75	134	80	264	+40/-20	±15	∞
APF-400/100	20-110	100	134	105	264	+40/-20	±15	∞

\*From FFL

### Colours and finishes

Aluminium sections are mill finished as standard, except for wall frames, which are supplied clear anodised.

### Accessories

Optional Fire Barriers, Moisture and Acoustic Barriers, see p.44-45 for details.




### Load capability

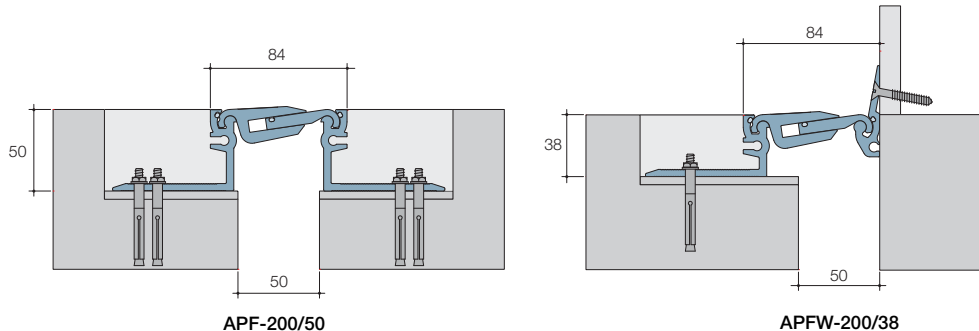
1000kg point load.

Suitable for applications with heavy rolling loads such as:

- Forklifts with full pneumatic tyres of a permissible total weight of 7 tonnes (tyre adhesion area 200 x 200mm)
- Trucks with pneumatic tyres of a permissible total weight of 30 tonnes

### Floor to wall covers

Model	Joint width range (mm)	Frame depth (mm)	Exposed surface (mm)	Minimum recess required		Movement ± (mm)		
				Depth*	Width			
APFW-200/25	10-70	25	83	30	138	+20/-10	±6	∞
APFW-200/38	10-70	38	84	43	149	+20/-10	±6	∞
APFW-200/50	10-70	50	84	55	149	+20/-10	±6	∞
APFW-200/75	10-70	75	84	80	149	+20/-10	±6	∞
APFW-200/100	10-70	100	84	105	149	+20/-10	±6	∞
APFW-300/25	40-95	25	108	30	163	+30/-10	±10	∞
APFW-300/38	10-95	38	109	43	174	+30/-10	±10	∞
APFW-300/50	10-95	50	109	55	174	+30/-10	±10	∞
APFW-300/75	10-95	75	109	80	174	+30/-10	±10	∞
APFW-300/100	10-95	100	109	105	174	+30/-10	±10	∞
APFW-400/25	50-120	25	133	30	188	+40/-20	±15	∞
APFW-400/38	20-120	38	134	43	199	+40/-20	±15	∞
APFW-400/50	20-120	50	134	55	199	+40/-20	±15	∞
APFW-400/75	20-120	75	134	80	199	+40/-20	±15	∞
APFW-400/100	20-120	100	134	105	199	+40/-20	±15	∞



APF-200/50




APFW-200/38

- Vehicles and goods handling trucks with tyres of hard plastics. The permissible load dependant on tyre width is 6.5kg per every mm of tyre width.




## APF-SM series – Heavy duty

Surface mounted floor joint covers incorporating serrated cover plates and side frames to provide an anti-slip surface. Ideal for situations with large vertical movement requirements. Easy to install, no blockout required.

### Floor to floor covers

Model	Joint width (mm)	Exposed surface (mm)	Movement ± (mm)		
					
APF-200SM	83	273	+20/-10	±25	∞
APF-300SM	108	298	+30/-10	±35	∞
APF-400SM	133	323	+40/-20	±40	∞

### Floor to wall covers

Model	Joint width (mm)	Exposed surface (mm)	Movement ± (mm)		
					
APFW-200SM	83	178	+20/-10	±25	∞
APFW-300SM	109	204	+30/-10	±35	∞
APFW-400SM	133	228	+40/-20	±40	∞

### Colours and finishes

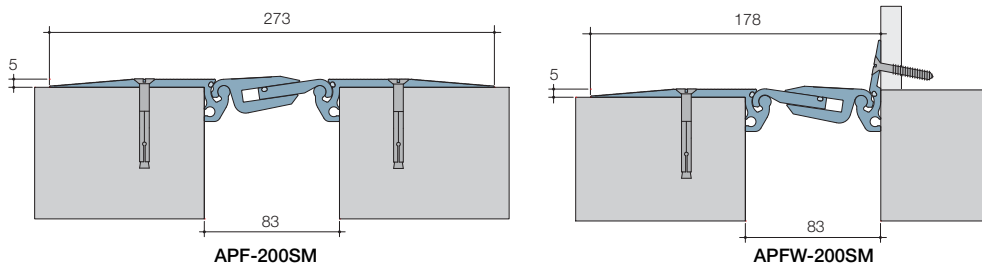
Aluminium sections are mill finished as standard, except for wall frames, which are supplied clear anodised.

### Load capability

1000kg point load.

### Accessories

Optional Fire Barriers, Moisture Barriers and Acoustic Barriers, see p.44-45 for details.



APF-200SM

APFW-200SM

# METAL FLOOR JOINT COVERS

JOINTS TO 150MM – MOVEMENT UP TO  $\pm 100$ MM



Globe Academy, London

- Up to 100% horizontal movement of the joint width
- Standard and heavy duty options
- Tamperproof installations with no exposed fasteners
- Interior and exterior application options
- Suitable for most floor finishes
- Low maintenance

## How it works

Free-floating centre plate spans joint and slides between frame assemblies to allow movement when required.



## ALS series - Standard duty

Aluminium recess mounted floor joint covers for tamperproof applications where low maintenance is also required. This series offers up to 100% horizontal movement of the joint width. ALS-M models are suitable for new-to-existing applications.

### Floor to floor covers

Model	Joint width (mm)	Exposed surface (mm)	Minimum recess required (mm)		Movement ± (mm)		
			Depth*	Width			
ALS-100	25	127	30	137	±25	±3	∞
ALS-200	50	197	30	207	±50	±3	∞
ALS-300	75	272	30	282	+100/-50	±3	∞
ALS-400	100	297	30	307	±75	±3	∞

### New-to-existing floor to floor covers

Model	Joint width (mm)	Exposed surface (mm)	Minimum recess required (mm)		Movement ± (mm)		
			Depth*	Width			
ALS-100M	25	127	30	81	±12	±3	∞
ALS-200M	50	174	30	128	±25	±3	∞
ALS-300M	75	224	30	178	±38	±3	∞
ALS-400M	100	249	30	203	±38	±3	∞

\*From FFL

### Floor to wall covers

Model	Joint width (mm)	Exposed surface (mm)	Minimum recess required (mm)		Movement ± (mm)		
			Depth*	Width			
ALSW-100	25	76	30	81	±12	±3	∞
ALSW-200	50	124	30	129	±25	±3	∞
ALSW-300	75	175	30	180	±38	±3	∞
ALSW-400	100	199	30	204	±38	±3	∞

### Colours and finishes

All exposed sections are supplied in clear anodised finish as standard (stainless steel and brass options are available). Other sections are mill finished as standard.

### Load capability

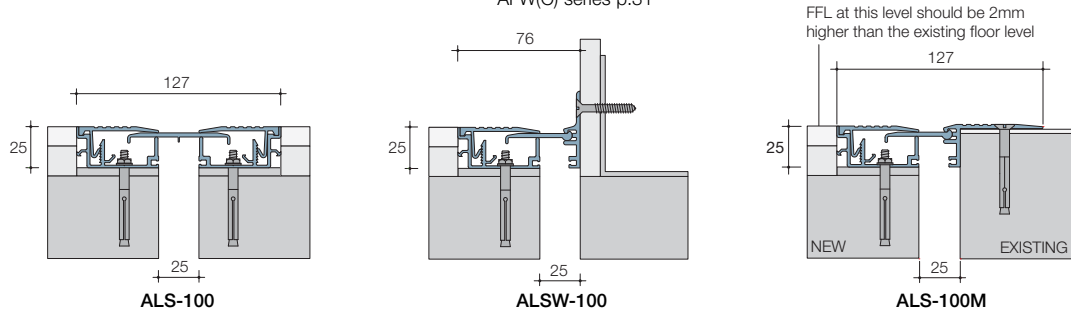
250kg point load.

### Accessories

Optional Fire Barriers, Moisture Barriers and Acoustic Barriers, see p.44-45 for details.

### Complementary wall/ceiling joint covers

AFW(C) series p.31



## ALR series - Standard duty

Aluminium floor joint covers incorporating recessed cover plates helping to reduce visual impact. Up to 100% horizontal movement of the joint width can be accommodated. ALR-M models are suitable for new-to-existing applications.

### Floor to floor covers

Model	Joint width (mm)	Exposed surface (mm)	Minimum recess required (mm)		Movement ± (mm)		
			Depth*	Width			
ALR-100	25	67	32	137	±25	±3	∞
ALR-200	50	92	34	206	±50	±3	∞
ALR-300	75	162	34	307	+100/-50	±3	∞
ALR-400	100	164	34	309	±75	±3	∞

### New-to-existing floor to floor covers

Model	Joint width (mm)	Exposed surface (mm)	Minimum recess required (mm)		Movement ± (mm)		
			Depth*	Width			
ALR-100M	25	97	32	81	±12	±3	∞
ALR-200M	50	122	34	128	±25	±3	∞
ALR-300M	75	157	34	178	±38	±3	∞
ALR-400M	100	183	34	203	±38	±3	∞

\*From FFL

### Floor to wall covers

Model	Joint width (mm)	Exposed surface (mm)	Minimum recess required (mm)		Movement ± (mm)		
			Depth*	Width			
ALRW-100	25	46	32	81	±12	±3	∞
ALRW-200	50	71	34	128	±25	±3	∞
ALRW-300	75	132	34	204	±35	±3	∞
ALRW-400	100	132	34	204	±38	±3	∞

### Colours and finishes

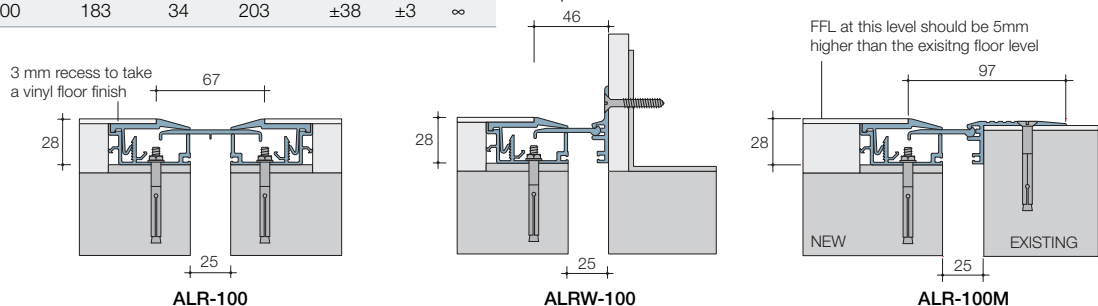
All exposed sections are supplied in clear anodised finish. Other sections are mill finished as standard.

### Load capability

250kg point load.

### Accessories

Optional Fire Barriers, Moisture Barriers and Acoustic Barriers, see p.44-45 for details.



## AL-HD series – Heavy duty

Heavy duty aluminium floor joint covers utilising a free-floating centre plate held in position by cover plates. Suitable for use in areas with limited vehicular access. For areas where trolley traffic is prevalent, AL-HDC model, incorporating a secondary centre plate, is recommended. AL-HDM models have been designed for use in new-to-existing situations.

### Floor to floor covers

Model	Joint width (mm)	Exposed surface (mm)	Minimum recess required (mm)		Movement ± (mm)		
			Depth*	Width			
AL-100HD	25	127	30	137	±20	0	∞
AL-200HD	50	228	30	238	±50	±3	∞
AL-300HD	75	291	30	301	+95/-40	±3	∞
AL-400HD	100	318	30	328	±65	±5	∞
AL-200HDC	50	228	30	238	±25	±3	∞

### Colours and finishes

All sections are supplied mill finished as standard.

### Load capability

1000kg point load.

### Accessories

Optional Fire Barriers, Moisture Barriers and Acoustic Barriers, see p.44-45 for details.

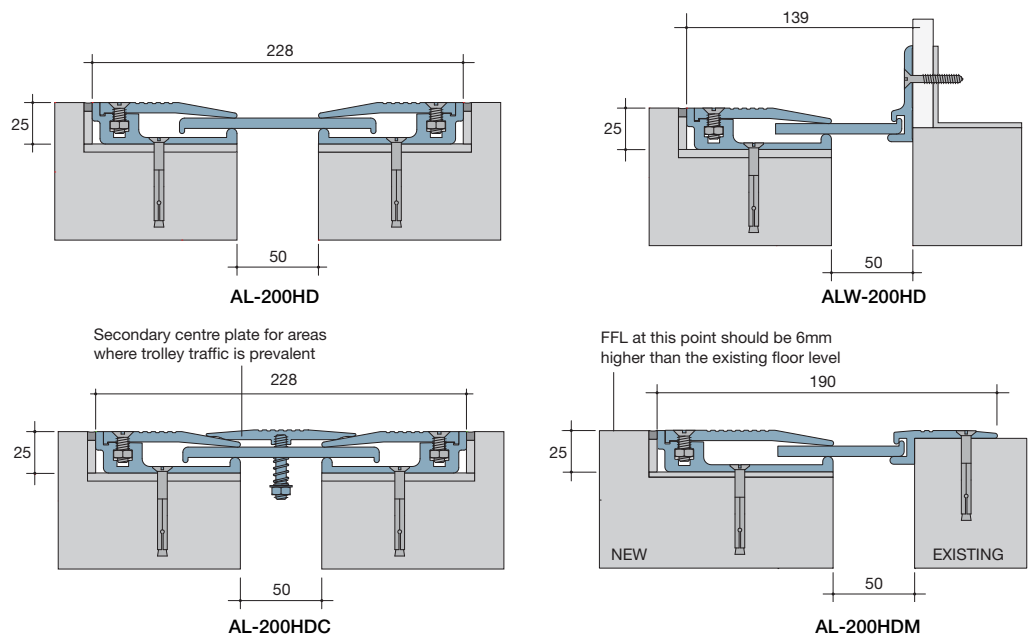
### Floor to wall covers

Model	Joint width (mm)	Exposed surface (mm)	Minimum recess required (mm)		Movement ± (mm)		
			Depth*	Width			
ALW-100HD	25	76	30	81	±10	0	∞
ALW-200HD	50	139	30	144	±25	±3	∞
ALW-300HD	75	187	30	192	±35	±3	∞
ALW-400HD	100	208	30	213	±35	±5	∞

### New-to-existing floor to floor covers

Model	Joint width (mm)	Exposed surface (mm)	Minimum recess required (mm)		Movement ± (mm)		
			Depth*	Width			
AL-200HDM	50	190	30	144	±25	±3	∞
AL-400HDM	100	248	30	202	±35	±3	∞

\*From FFL






# STAINLESS STEEL OPTIONS

## SJP-SS series – Standard duty

Aluminium joint covers with a stainless steel cover plate sitting over a standard floor finish.

Suitable for interior and exterior applications with wide joint openings and large movement requirements.

### Floor to floor covers

Model	Joint width (mm)	Exposed surface (mm)	Minimum recess required (mm)		Movement ± (mm)		
			Depth*	Width			
SJP-200SS	50	114	46	162	±25	±2	∞
SJP-300SS	75	165	46	190	±50	±2	∞
SJP-400SS	100	191	46	213	±75	±2	∞
SJP-500SS	125	267	46	239	±100	±2	∞
SJP-600SS	150	302	46	264	±100	±2	∞

\*From FFL

### Colours and finishes

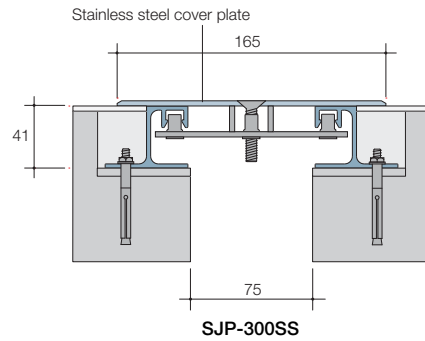
Centre plate is supplied in satin finished stainless steel. Aluminium sections are mill finished as standard.

### Load capability

250kg point load.

### Accessories




Optional Fire Barriers, Moisture Barriers and Acoustic Barriers, see p.44-45 for details.



## SJ-SS (Standard duty) and SJ-HDSS (Heavy duty)

Metal joint covers with a stainless steel flush fitting cover plate. These bespoke models can offer a wide variety of movements depending on configuration. Standard and heavy duty options can be supplied. Please contact us for details.

### Floor to floor covers

Model	Joint width (mm)	Exposed surface (mm)	Minimum recess required (mm)		Movement ± (mm)		
			Depth*	Width			
SJ-200SS	50	203	33	215	±25	±2	±12
SJ-200HDSS	50	203	37	215	±25	±2	±12

\*From FFL

### Colours and finishes

Centre plate and bearing plates are supplied in satin finished stainless steel. Aluminium sections are mill finished as standard.

### Load capability

Standard duty models - 250kg point load.

Heavy duty models - 1000kg point load.

### Accessories

Optional Fire Barriers, Moisture Barriers and Acoustic Barriers, see p.44-45 for details.

