

METAL WALL/CEILING JOINT COVERS

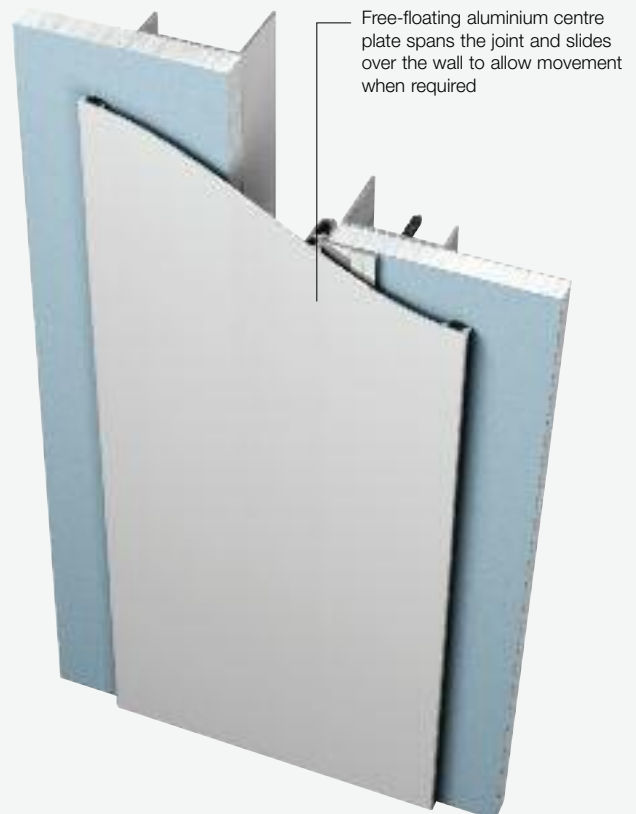
JOINTS TO 100MM – MOVEMENT UP TO ± 75 MM



Banner Gateway Medical Centre, U.S.A.

- Surface and recess mounted models
- Interior application
- Covers are clear anodised as standard, or can be painted to match wall finish
- Low maintenance
- Tamper-resistant




How it works






SMN series

Surface mounted aluminium wall joint covers, which can also be used as ceiling covers where the construction permits. Easy to install, they are often used for masonry applications where flush covers cannot be mounted into the wall structure.

Wall or ceiling covers

Model	Joint width (mm)	Exposed surface (mm)	Movement ± (mm)		
					
SM-100N	25	127	+40/-15	±3	±5
SM-200N	50	197	+60/-40	±4	±5

Corner wall or wall to ceiling covers

Model	Joint width (mm)	Exposed surface (mm)		Movement ± (mm)		
		A	B			
SMC-100N	25	76	46	+40/-12	±3	±5
SMC-200N	50	124	47	+60/-35	±4	±5

Colours and finishes

Aluminium covers are clear anodised as standard. Polyester powder coating available subject to minimum quantity.

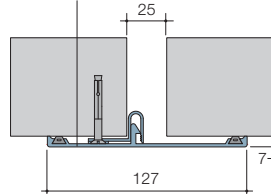
Accessories

Optional Fire Barriers and Acoustic Barriers, see p.44-45 for details.

Complementary floor joint covers

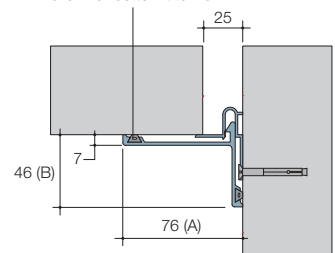
PC(W) series page p.25

Cover snaps into a continuous anchor clip for simple installation



SM-100N

Gaskets on cover edges allow for better fit to wall






SMC-100N

AFW series




Recess mounted aluminium wall and ceiling covers for interior applications where low maintenance or tamper-resistance are required.

Wall or ceiling covers

Model	Joint width (mm)	Exposed surface (mm)	Recess required (mm)		Movement ± (mm)		
			Depth	Width			
AFW-100	25	127	16	127	±20	±2	∞
AFW-200	50	197	16	197	±40	±3	∞
AFW-300	75	271	16	271	±75	±3	∞
AFW-400	100	293	16	293	±75	±3	∞

* Refer to Product Data Sheet, please contact us for a copy.

Corner wall or wall to ceiling covers

Model	Joint width (mm)	Exposed surface (mm)		Recess required (mm)		Movement ± (mm)		
		A	B	Depth	Width			
AFWC-100	25	60	51	16	*	±10	±2	∞
AFWC-200	50	108	76	16	*	±20	±3	∞
AFWC-300	75	157	133	16	*	±38	±3	∞
AFWC-400	100	182	133	16	*	±38	±3	∞

Colours and finishes

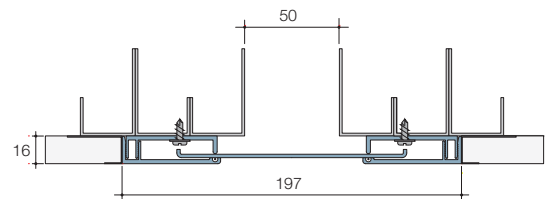
Exposed aluminium sections are clear anodised as standard or can be polyester powder coated (subject to minimum quantity). All other sections are supplied mill finished.

Accessories

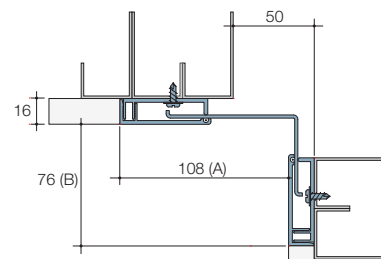
Optional Fire Barriers and Acoustic Barriers, see p.44-45 for details.

Complementary floor joint covers

ALS(W) series p. 21



AFW-200



AFWC-200